

11/5/2024, 11:24:05 AM

PB24-1312

Tate Taylor

The elevation of the walking surface of a dock shall not exceed the top of the seawall cap.

Pilings, subject to a maximum height limit of 8½ feet above the highest walking surface of the dock when a piling is attached to a boat dock, in all other cases the maximum height limit for a piling shall be 11½ feet above the mean high-water line.

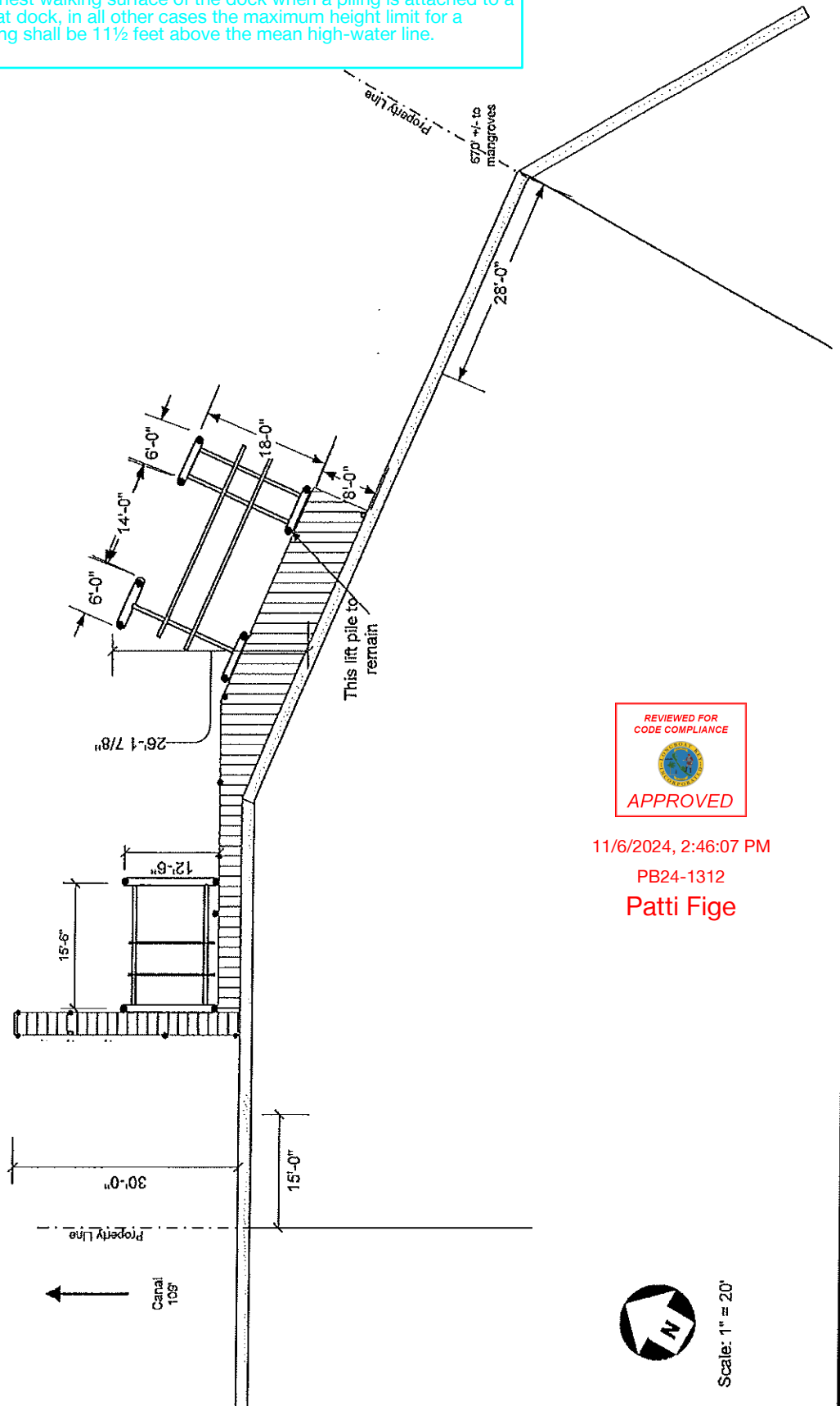
Mark Pyke  
771 Old Compass Road  
Longboat Key, FL 34228

Prepared For:

**Scope of Work:**  
 Remove remaining framing and decking.  
 Install new framing and decking .  
 496 square feet total.  
 Lift are existing and will remain.

Canal Width is 115'  
 $115 \times 30\% = 34.5'$

Prepared By: Duncan Seawall, Dock & Boat Lift LLC  
2253 Industrial Blvd.  
Sarasota, FL. 34234  
941-351-1553



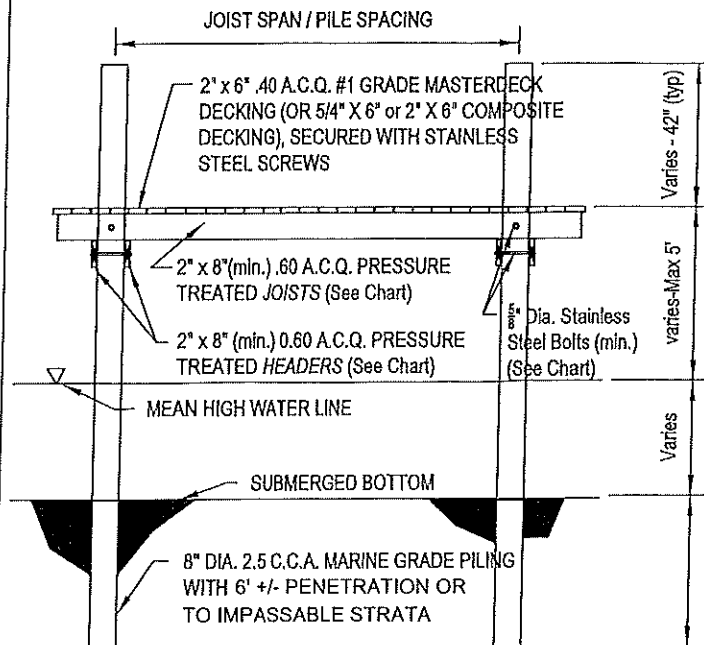
11/6/2024, 2:46:07 PM

PB24-1312

## Patti Fige



Scale: 1" = 20'

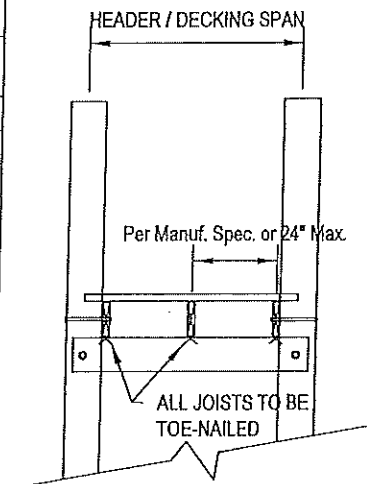


## LONGITUDINAL DOCK CROSS SECTION

HEADER SPAN (Feet)	JOIST SPAN (Feet)	HEADER SIZE (Nominal Inches)	JOIST SIZE (Nominal Inches)	BOLT SIZE (Qty, Inches)
<6	10	2X8	2x8	1-5/8
8	10	2x8	2x8	2-5/8
10	10	2x10	2x8	2-5/8
12	10	2x12	2x10	2-5/8
<6	12	2X8	2x8	1-5/8
7	12	2x8	2x8	2-5/8
9	12	2x10	2x8	2-5/8
11	12	2x12	2x10	2-3/4

### GENERAL NOTES:

- IN LIEU OF SPECIFIC CODE REQUIREMENTS, RESIDENTIAL DOCK HAS BEEN DESIGNED FOR THE FOLLOWING MINIMAL CONDITIONS:  
 LIVE LOAD: 40 PSF  
 DEAD LOAD: 10 PSF  
 HURRICANE  
 UPLIFT: 30 PSF  
 DEFLECTION LIMITS: L/360 (LIVE LOAD)
- ALL DIMENSIONAL LUMBER SHALL BE MINIMUM NO. 2 SOUTHERN YELLOW PINE.
- DESIGN MEETS MINIMUM REQUIREMENTS OF THE 2023 8th Edition FLORIDA BUILDING CODE. WIND SPEED 170 MPH EXP. D.



## TRANSVERSE DOCK CROSS SECTION

TYPICAL CROSS SECTIONS FOR  
RESIDENTIAL DOCKS

DUNCAN SEAWALL  
1714 INDEPENDENCE BLVD, SRQ 34234

SHEET #  
1 OF 1



