

ELEVATION CERTIFICATE

Important: Follow the instructions on pages 1-9.

Copy all pages of this Elevation Certificate and all attachments for (1) community official, (2) insurance agent/company, and (3) building owner.

SECTION A - PROPERTY INFORMATION				FOR INSURANCE COMPANY USE	
A1. Building Owner's Name GREEN HERON DEVELOPMENTS, LLP				Policy Number:	
A2. Building Street Address (including Apt., Unit, Suite, and/or Bldg. No.) or P.O. Route and Box No. 581 KINGFISHER LANE				Company NAIC Number:	
City LONGBOAT KEY		State Florida		ZIP Code 34228	
A3. Property Description (Lot and Block Numbers, Tax Parcel Number, Legal Description, etc.) LOT 17, RESUB OF BLOCK B, LONGBOAT KEY ESTATES, TAX ID #0002110003					
A4. Building Use (e.g., Residential, Non-Residential, Addition, Accessory, etc.) <u>RESIDENTIAL</u>					
A5. Latitude/Longitude: Lat. <u>27.38533°</u> Long. <u>-82.63694°</u> Horizontal Datum: <input type="checkbox"/> NAD 1927 <input checked="" type="checkbox"/> NAD 1983					
A6. Attach at least 2 photographs of the building if the Certificate is being used to obtain flood insurance.					
A7. Building Diagram Number <u>7</u>					
A8. For a building with a crawlspace or enclosure(s):					
a) Square footage of crawlspace or enclosure(s) <u>1385</u> sq ft					
b) Number of permanent flood openings in the crawlspace or enclosure(s) within 1.0 foot above adjacent grade <u>10</u>					
c) Total net area of flood openings in A8.b <u>510</u> sq in					
d) Engineered flood openings? <input checked="" type="checkbox"/> Yes <input type="checkbox"/> No					
A9. For a building with an attached garage:					
a) Square footage of attached garage <u>0</u> sq ft					
b) Number of permanent flood openings in the attached garage within 1.0 foot above adjacent grade <u>0</u>					
c) Total net area of flood openings in A9.b <u>0</u> sq in					
d) Engineered flood openings? <input type="checkbox"/> Yes <input checked="" type="checkbox"/> No					
SECTION B - FLOOD INSURANCE RATE MAP (FIRM) INFORMATION					
B1. NFIP Community Name & Community Number LONGBOAT KEY - 125126			B2. County Name SARASOTA		B3. State Florida
B4. Map/Panel Number 12115C0019	B5. Suffix F	B6. FIRM Index Date 11-04-2016	B7. FIRM Panel Effective/ Revised Date 11-04-2016	B8. Flood Zone(s) AE	B9. Base Flood Elevation(s) (Zone AO, use Base Flood Depth) 10'
B10. Indicate the source of the Base Flood Elevation (BFE) data or base flood depth entered in Item B9: <input type="checkbox"/> FIS Profile <input type="checkbox"/> FIRM <input checked="" type="checkbox"/> Community Determined <input type="checkbox"/> Other/Source: _____					
B11. Indicate elevation datum used for BFE in Item B9: <input type="checkbox"/> NGVD 1929 <input checked="" type="checkbox"/> NAVD 1988 <input type="checkbox"/> Other/Source: _____					
B12. Is the building located in a Coastal Barrier Resources System (CBRS) area or Otherwise Protected Area (OPA)? <input type="checkbox"/> Yes <input checked="" type="checkbox"/> No Designation Date: _____ <input type="checkbox"/> CBRS <input type="checkbox"/> OPA					

ELEVATION CERTIFICATE

OMB No. 1660-0008
Expiration Date: November 30, 2018

IMPORTANT: In these spaces, copy the corresponding information from Section A.			FOR INSURANCE COMPANY USE	
Building Street Address (including Apt., Unit, Suite, and/or Bldg. No.) or P.O. Route and Box No. 581 KINGFISHER LANE			Policy Number:	
City LONGBOAT KEY	State Florida	ZIP Code 34228	Company NAIC Number	

SECTION C – BUILDING ELEVATION INFORMATION (SURVEY REQUIRED)

C1. Building elevations are based on: Construction Drawings* Building Under Construction* Finished Construction
*A new Elevation Certificate will be required when construction of the building is complete.

C2. Elevations – Zones A1–A30, AE, AH, A (with BFE), VE, V1–V30, V (with BFE), AR, AR/A, AR/AE, AR/A1–A30, AR/AH, AR/AO. Complete Items C2.a–h below according to the building diagram specified in Item A7. In Puerto Rico only, enter meters.

Benchmark Utilized: F.D.N.R. #17-48-A02 EL: 9.36' Vertical Datum: NAVD 1988

Indicate elevation datum used for the elevations in items a) through h) below.

NGVD 1929 NAVD 1988 Other/Source: _____

Datum used for building elevations must be the same as that used for the BFE.

Check the measurement used.

- | | | | |
|---|------------|--|---------------------------------|
| a) Top of bottom floor (including basement, crawlspace, or enclosure floor) | _____ 4.5 | <input checked="" type="checkbox"/> feet | <input type="checkbox"/> meters |
| b) Top of the next higher floor | _____ 14.2 | <input checked="" type="checkbox"/> feet | <input type="checkbox"/> meters |
| c) Bottom of the lowest horizontal structural member (V Zones only) | _____ N/A | <input checked="" type="checkbox"/> feet | <input type="checkbox"/> meters |
| d) Attached garage (top of slab) | _____ 4.0 | <input checked="" type="checkbox"/> feet | <input type="checkbox"/> meters |
| e) Lowest elevation of machinery or equipment servicing the building
(Describe type of equipment and location in Comments) | _____ 14.0 | <input checked="" type="checkbox"/> feet | <input type="checkbox"/> meters |
| f) Lowest adjacent (finished) grade next to building (LAG) | _____ 4.0 | <input checked="" type="checkbox"/> feet | <input type="checkbox"/> meters |
| g) Highest adjacent (finished) grade next to building (HAG) | _____ 5.0 | <input checked="" type="checkbox"/> feet | <input type="checkbox"/> meters |
| h) Lowest adjacent grade at lowest elevation of deck or stairs, including structural support | _____ 5.0 | <input checked="" type="checkbox"/> feet | <input type="checkbox"/> meters |

SECTION D – SURVEYOR, ENGINEER, OR ARCHITECT CERTIFICATION

This certification is to be signed and sealed by a land surveyor, engineer, or architect authorized by law to certify elevation information. I certify that the information on this Certificate represents my best efforts to interpret the data available. I understand that any false statement may be punishable by fine or imprisonment under 18 U.S. Code, Section 1001.

Were latitude and longitude in Section A provided by a licensed land surveyor? Yes No Check here if attachments.

Certifier's Name B. GREGORY RIETH		License Number 5228		
Title PSM/CFM				
Company Name STRAYER SURVEYING AND MAPPING, INC.				
Address 742 SHAMROCK BLVD				
City VENICE	State Florida	ZIP Code 34293		
Signature 	Date 09-23-2019	Telephone (941) 497-1290	Ext.	

Copy all pages of this Elevation Certificate and all attachments for (1) community official, (2) insurance agent/company, and (3) building owner.

Comments (including type of equipment and location, per C2(e), if applicable)
FILE #17-12-17. THE OUTSIDE A/C UNIT ON THE EAST SIDE OF THE HOME WAS USED FOR SECTION C2e. SECTION A5 WAS DERIVED FROM A HAND HELD G.P.S. UNIT (GPSTEST APP - NO CONVERSION). SUBJECT STRUCTURE HAS 10 VENTS, ENGINEERED FOR 2,000 SQUARE FEET (TOTAL). ATTACHED IS ICC-ES EVALUATION REPORT ESR-2074. CERTIFICATE VALID ONLY WITH ORIGINAL SIGNATURE & RAISED SEAL.

BUILDING PHOTOGRAPHS

See Instructions for Item A6.

OMB No. 1660-0008
Expiration Date: November 30, 2018

ELEVATION CERTIFICATE

IMPORTANT: In these spaces, copy the corresponding information from Section A.			FOR INSURANCE COMPANY USE
Building Street Address (including Apt., Unit, Suite, and/or Bldg. No.) or P.O. Route and Box No. 581 KINGFISHER LANE			Policy Number:
City LONGBOAT KEY	State Florida	ZIP Code • 34228	Company NAIC Number

If using the Elevation Certificate to obtain NFIP flood insurance, affix at least 2 building photographs below according to the instructions for Item A6. Identify all photographs with date taken; "Front View" and "Rear View"; and, if required, "Right Side View" and "Left Side View." When applicable, photographs must show the foundation with representative examples of the flood openings or vents, as indicated in Section A8. If submitting more photographs than will fit on this page, use the Continuation Page.



FRONT VIEW 09-23-2019

Photo One Caption

Clear Photo One



REAR VIEW 09-23-2019

Photo Two Caption

Clear Photo Two

ELEVATION CERTIFICATE


BUILDING PHOTOGRAPHS

Continuation Page

OMB No. 1660-0008
Expiration Date: November 30, 2018

IMPORTANT: In these spaces, copy the corresponding information from Section A.			FOR INSURANCE COMPANY USE
Building Street Address (including Apt., Unit, Suite, and/or Bldg. No.) or P.O. Route and Box No. 581 KINGFISHER LANE			Policy Number:
City LONGBOAT KEY	State Florida	ZIP Code 34228	Company NAIC Number


If submitting more photographs than will fit on the preceding page, affix the additional photographs below. Identify all photographs with: date taken; "Front View" and "Rear View"; and, if required, "Right Side View" and "Left Side View." When applicable, photographs must show the foundation with representative examples of the flood openings or vents, as indicated in Section A8.



VENTS 09-23-2019

Photo Three Caption

Clear Photo Three



VENTS 09-23-2019


Photo Four Caption

Clear Photo Four



ICC
EVALUATION
SERVICE

In Cooperation with



Most Widely Accepted and Trusted

ICC-ES Evaluation Report

ESR-2074

ICC-ES | (800) 423-6587 | (562) 699-0543 | www.icc-es.org

Reissued 02/2019

This report is subject to renewal 02/2021.

DIVISION: 08 00 00—OPENINGS

SECTION: 08 95 43—VENTS/FOUNDATION FLOOD VENTS

REPORT HOLDER:

SMART VENT PRODUCTS, INC.

EVALUATION SUBJECT:

**SMART VENT® AUTOMATIC FOUNDATION FLOOD VENTS:
MODELS #1540-520; #1540-521; #1540-510; #1540-511; #1540-570; #1540-574;
#1540-524; #1540-514
FLOOD VENT SEALING KIT #1540-526**



*"2014 Recipient of Prestigious Western States Seismic Policy Council
(WSSPC) Award in Excellence"*



ICC-ES Evaluation Reports are not to be construed as representing aesthetics or any other attributes not specifically addressed, nor are they to be construed as an endorsement of the subject of the report or a recommendation for its use. There is no warranty by ICC Evaluation Service, LLC, express or implied, as to any finding or other matter in this report, or as to any product covered by the report.



Copyright © 2019 ICC Evaluation Service, LLC. All rights reserved.

ICC-ES Evaluation Report

ESR-2074

Reissued February 2019

This report is subject to renewal February 2021.

www.icc-es.org | (800) 423-6587 | (562) 699-0543

A Subsidiary of the International Code Council®

DIVISION: 08 00 00—OPENINGS

Section: 08 95 43—Vents/Foundation Flood Vents

REPORT HOLDER:

SMART VENT PRODUCTS, INC.

EVALUATION SUBJECT:

SMART VENT® AUTOMATIC FOUNDATION FLOOD VENTS: MODELS #1540-520; #1540-521; #1540-510; #1540-511; #1540-570; #1540-574; #1540-524; #1540-514 FLOOD VENT SEALING KIT #1540-526

1.0 EVALUATION SCOPE

Compliance with the following codes:

- 2018, 2015, 2012, 2009 and 2006 *International Building Code*® (IBC)
- 2018, 2015, 2012, 2009 and 2006 *International Residential Code*® (IRC)
- 2018 *International Energy Conservation Code*® (IECC)
- 2013 *Abu Dhabi International Building Code* (ADIBC)†

†The ADIBC is based on the 2009 IBC. 2009 IBC code sections referenced in this report are the same sections in the ADIBC.

Properties evaluated:

- Physical operation
- Water flow

2.0 USES

The Smart Vent® units are engineered mechanically operated flood vents (FVs) employed to equalize hydrostatic pressure on walls of enclosures subject to rising or falling flood waters. Certain models also allow natural ventilation.

3.0 DESCRIPTION

3.1 General:

When subjected to rising water, the Smart Vent® FVs internal floats are activated, then pivot open to allow flow in either direction to equalize water level and hydrostatic pressure from one side of the foundation to the other. The FV pivoting door is normally held in the closed position by a buoyant release device. When subjected to rising water, the buoyant release device causes the unit to unlatch, allowing the door to rotate out of the way and allow flow. The water level stabilizes, equalizing the lateral forces.

Each unit is fabricated from stainless steel. Smart Vent® Automatic Foundation Flood Vents are available in various models and sizes as described in Table 1. The SmartVENT® Stacking Model #1540-511 and FloodVENT® Stacking Model #1540-521 units each contain two vertically arranged openings per unit.

3.2 Engineered Opening:

The FVs comply with the design principle noted in Section 2.7.2.2 and Section 2.7.3 of ASCE/SEI 24-14 [Section 2.6.2.2 of ASCE/SEI 24-05 (2012, 2009, 2006 IBC and IRC)] for a maximum rate of rise and fall of 5.0 feet per hour (0.423 mm/s). In order to comply with the engineered opening requirement of ASCE/SEI 24, Smart Vent FVs must be installed in accordance with Section 4.0.

3.3 Ventilation:

The SmartVENT® Model #1540-510 and SmartVENT® Overhead Door Model #1540-514 both have screen covers with 1/4-inch-by-1/4-inch (6.35 by 6.35 mm) openings, yielding 51 square inches (32 903 mm²) of net free area to supply natural ventilation. The SmartVENT® Stacking Model #1540-511 consists of two Model #1540-510 units in one assembly, and provides 102 square inches (65 806 mm²) of net free area to supply natural ventilation. Other FVs recognized in this report do not offer natural ventilation.

3.4 Flood Vent Sealing Kit:

The Flood Vent Sealing Kit Model #1540-526 is used with SmartVENT® Model #1540-520. It is a Homasote 440 Sound Barrier® (ESR-1374) insert with 21 – 2-inch-by-2-inch (51 mm x 51 mm) squares cut in it. See Figure 4.

4.0 DESIGN AND INSTALLATION

4.1 SmartVENT® and FloodVENT®:

SmartVENT® and FloodVENT® are designed to be installed into walls or overhead doors of existing or new construction from the exterior side. Installation of the vents must be in accordance with the manufacturer's instructions, the applicable code and this report. Installation clips allow mounting in masonry and concrete walls of any thickness. In order to comply with the engineered opening design principle noted in Section 2.7.2.2 and 2.7.3 of ASCE/SEI 24-14 [Section 2.6.2.2 of ASCE/SEI 24-05 (2012, 2009, 2006 IBC and IRC)], the Smart Vent® FVs must be installed as follows:

- With a minimum of two openings on different sides of each enclosed area.
- With a minimum of one FV for every 200 square

feet (18.6 m²) of enclosed area, except that the SmartVENT[®] Stacking Model #1540-511 and FloodVENT[®] Stacking Model #1540-521 must be installed with a minimum of one FV for every 400 square feet (37.2 m²) of enclosed area.

- Below the base flood elevation.
- With the bottom of the FV located a maximum of 12 inches (305.4 mm) above the higher of the final grade or floor and finished exterior grade immediately under each opening.

4.2 Flood Vent Sealing Kit

The Flood Vent Sealing Kit Model 1540-526 is used in conjunction with FloodVENT[®] Model #1540-520. When installed and tested in accordance with ASTM E283, the FV and Flood Vent Sealing Kit assembly have an air leakage rate of less than 0.2 cubic feet per minute per lineal foot (18.56 l/min per lineal meter) at a pressure differential of 1 pound per square foot (50 Pa) based on 12.58 lineal feet (3.8 lineal meters) contained by the Flood Vent Sealing Kit.

5.0 CONDITIONS OF USE

The Smart Vent[®] FVs described in this report comply with, or are suitable alternatives to what is specified in, those codes listed in Section 1.0 of this report, subject to the following conditions:

- 5.1 The Smart Vent[®] FVs must be installed in accordance with this report, the applicable code and the manufacturer's installation instructions. In the event of a conflict, the instructions in this report govern.

- 5.2 The Smart Vent[®] FVs must not be used in the place of "breakaway walls" in coastal high hazard areas, but are permitted for use in conjunction with breakaway walls in other areas.

6.0 EVIDENCE SUBMITTED

- 6.1 Data in accordance with the ICC-ES Acceptance Criteria for Mechanically Operated Flood Vents (AC364), dated August 2015 (editorially revised October 2017).
- 6.2 Test report on air infiltration in accordance with ASTM E283.

7.0 IDENTIFICATION

- 7.1 The Smart VENT[®] models and the Flood Vent Sealing Kit recognized in this report must be identified by a label bearing the manufacturer's name (Smartvent Products, Inc.), the model number, and the evaluation report number (ESR-2074).
- 7.2 The report holder's contact information is the following:

SMART VENT PRODUCTS, INC.
 430 ANDBRO DRIVE, UNIT 1
 PITMAN, NEW JERSEY 08071
 (877) 441-8368
www.smartvent.com
info@smartvent.com

TABLE 1—MODEL SIZES

MODEL NAME	MODEL NUMBER	MODEL SIZE (in.)	COVERAGE (sq. ft.)
FloodVENT [®]	1540-520	15 ³ / ₄ " X 7 ³ / ₄ "	200
SmartVENT [®]	1540-510	15 ³ / ₄ " X 7 ³ / ₄ "	200
FloodVENT [®] Overhead Door	1540-524	15 ³ / ₄ " X 7 ³ / ₄ "	200
SmartVENT [®] Overhead Door	1540-514	15 ³ / ₄ " X 7 ³ / ₄ "	200
Wood Wall FloodVENT [®]	1540-570	14" X 8 ³ / ₄ "	200
Wood Wall FloodVENT [®] Overhead Door	1540-574	14" X 8 ³ / ₄ "	200
SmartVENT [®] Stacker	1540-511	16" X 16"	400
FloodVent [®] Stacker	1540-521	16" X 16"	400

For SI: 1 inch = 25.4 mm; 1 square foot = m²




FIGURE 1—SMART VENT: MODEL 1540-510




FIGURE 2—SMART VENT MODEL 1540-520




FIGURE 3—SMART VENT: SHOWN WITH FLOOD DOOR PIVOTED OPEN

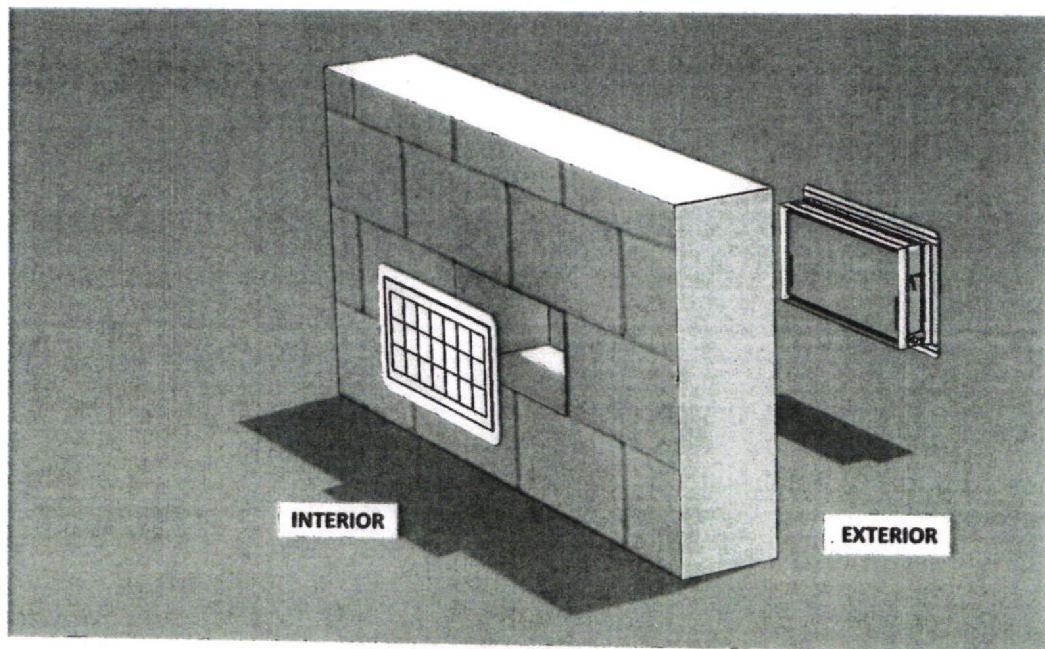


FIGURE 4—FLOOD VENT SEALING KIT

ICC-ES Evaluation Report

ESR-2074 CBC and CRC Supplement

Reissued February 2019

This report is subject to renewal February 2021.

www.icc-es.org | (800) 423-6587 | (562) 699-0543

A Subsidiary of the International Code Council®

DIVISION: 08 00 00—OPENINGS

Section: 08 95 43—Vents/Foundation Flood Vents

REPORT HOLDER:

SMART VENT PRODUCTS, INC.

EVALUATION SUBJECT:

SMART VENT® AUTOMATIC FOUNDATION FLOOD VENTS: MODELS #1540-520; #1540-521; #1540-510; #1540-511; #1540-570; #1540-574; #1540-524; #1540-514
FLOOD VENT SEALING KIT #1540-526

1.0 REPORT PURPOSE AND SCOPE

Purpose:

The purpose of this evaluation report supplement is to indicate that Smart Vent® Automatic Foundation Flood Vents, recognized in ICC-ES master evaluation report ESR-2074, have also been evaluated for compliance with codes noted below.

Applicable code edition:

- 2016 California Building Code (CBC)
- 2016 California Residential Code (CRC)

2.0 CONCLUSIONS

2.1 CBC:

The Smart Vent® Automatic Foundation Flood Vents, described in Sections 2.0 through 7.0 of the master evaluation report ESR-2074, comply with 2016 CBC Chapter 12, provided the design and installation are in accordance with the 2015 *International Building Code*® (IBC) provisions noted in the master report and the additional requirements of CBC Chapters 12, 16 and 16A, as applicable.

The products recognized in this supplement have not been evaluated under CBC Chapter 7A for use in the exterior design and construction of new buildings located in any Fire Hazard Severity Zone within State Responsibility Areas or any Wildland-Urban Interface Fire Area.

2.2 CRC:

The Smart Vent® Automatic Foundation Flood Vents, described in Sections 2.0 through 7.0 of the master evaluation report ESR-2074, comply with the 2016 CRC, provided the design and installation are in accordance with the 2015 *International Residential Code*® (IRC) provisions noted in the master report.

The products recognized in this supplement have not been evaluated under 2016 CRC Chapter R337, for use in the exterior design and construction of new buildings located in any Fire Hazard Severity Zone within State Responsibility Areas or any Wildland-Urban Interface Fire Area.

The products recognized in this supplement have not been evaluated for compliance with the International Wildland-Urban Interface Code®.

This supplement expires concurrently with the master report, reissued February 2019.

ICC-ES Evaluation Report

ESR-2074 FBC Supplement

Reissued February 2019

This report is subject to renewal February 2021.

www.icc-es.org | (800) 423-6587 | (562) 699-0543

A Subsidiary of the International Code Council®

DIVISION: 08 00 00—OPENINGS

Section: 08 95 43—Vents/Foundation Flood Vents

REPORT HOLDER:

SMART VENT PRODUCTS, INC.

EVALUATION SUBJECT:

**SMART VENT® AUTOMATIC FOUNDATION FLOOD VENTS: MODELS #1540-520; #1540-521; #1540-510; #1540-511;
#1540-570; #1540-574; #1540-524; #1540-514
FLOOD VENT SEALING KIT #1540-526**

1.0 REPORT PURPOSE AND SCOPE

Purpose:

The purpose of this evaluation report supplement is to indicate that Smart Vent® Automatic Foundation Flood Vents, recognized in ICC-ES master report ESR-2074, have also been evaluated for compliance with the codes noted below.

Applicable code editions:

- 2017 Florida Building Code—Building
- 2017 Florida Building Code—Residential

2.0 CONCLUSIONS

The Smart Vent® Automatic Foundation Flood Vents, described in Sections 2.0 through 7.0 of the master evaluation report ESR-2074, comply with the *Florida Building Code—Building* and the FRC, provided the design and installation are in accordance with the 2015 *International Building Code*® provisions noted in the master report.

Use of the Smart Vent® Automatic Foundation Flood Vents has also been found to be in compliance with the High-Velocity Hurricane Zone provisions of the *Florida Building Code—Building* and the *Florida Building Code—Residential*.

For products falling under Florida Rule 9N-3, verification that the report holder's quality assurance program is audited by a quality assurance entity approved by the Florida Building Commission for the type of inspections being conducted is the responsibility of an approved validation entity (or the code official when the report holder does not possess an approval by the Commission).

This supplement expires concurrently with the master report, reissued February 2019.